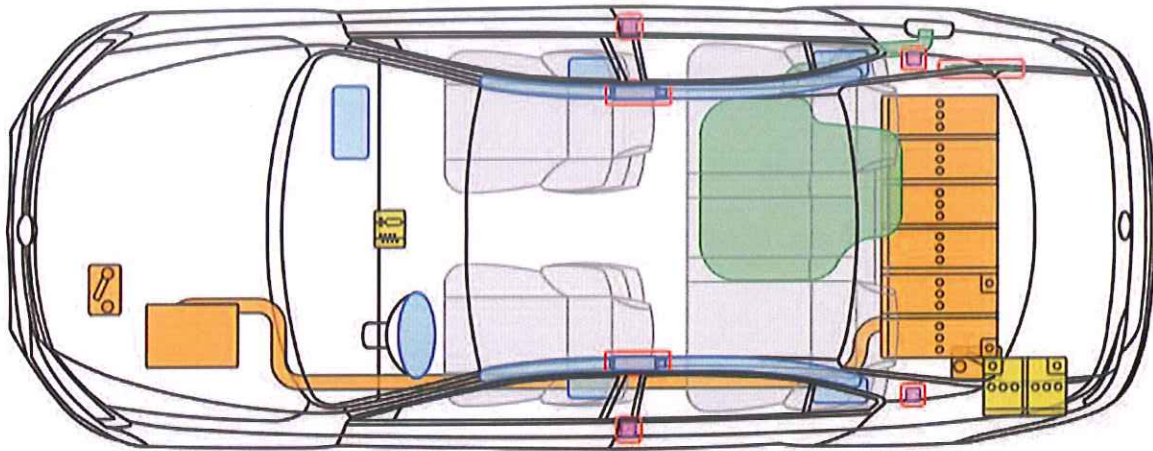




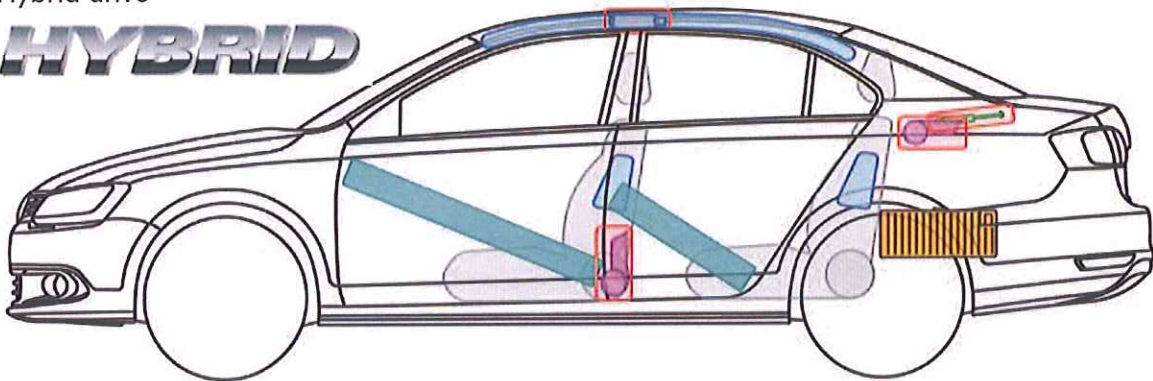
Jetta

(Hybrid, from 2012)














Hybrid drive

HYBRID



Legend

	Airbag		Body reinforcement		Control module		High voltage battery
	Gas generator				12V battery		High voltage cable/components
	Seat belt tensioner		Gas-filled strut		Fuel tank		High voltage disconnecting point

J

Jetta Hybrid, from 2012

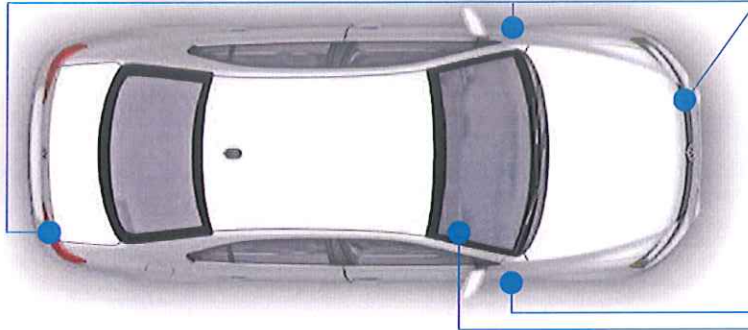


Jetta

(Hybrid, from 2012)



Vehicle Identification



HYBRID

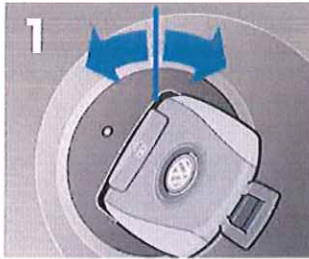


Badging on glove compartment

Secure the vehicle so it will not roll

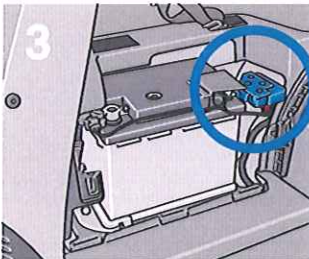
Deactivate the vehicle

Deactivate the drive system and the high voltage system
(Ignition and 12V battery accessible)



1. Turn the key to the "OFF" position
or

2. Press the Start/Stop button down to the 2nd level
or



3. Find the 12V battery in the left side of the luggage compartment and disconnect it.
Disconnect both positive cables (red) with a suitable tool.



The high voltage system will not deactivate safely if both positive cables are not disconnected.
Always disconnect both positive cables!

J

Jetta Hybrid, from 2012



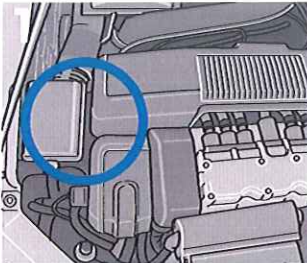
Jetta

(Hybrid, from 2012)

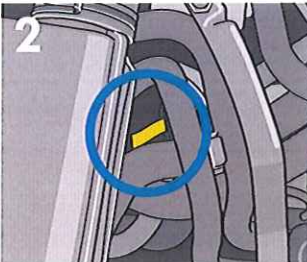


Deactivate the vehicle

Deactivate the high voltage system (Ignition and 12V battery NOT accessible)



1. To reach the disconnecting point marked in yellow in the engine compartment, remove the engine cover.



2. Find the disconnecting point marked in yellow
 - The 12 V line to be disconnected is located at the height of the air filter between the radiator and engine block.



3. Cut through the cable at the disconnecting point marked with yellow using a suitable tool.



The high voltage system is disabled approximately 20 seconds after deactivating it. The passive safety systems such as airbags and belt tensioners are then deactivated.

Emergency Response and Tow Call Line: 855 367-8987 (855 EMS-VWUS)